

Friends and Family Test Results

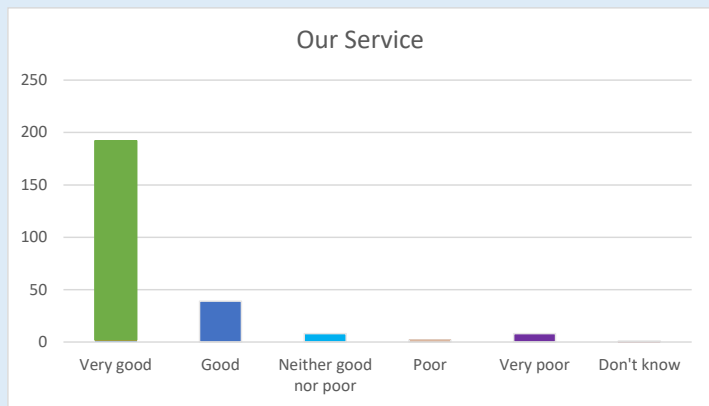
Dec 2023

1. Our Service

Overall how was your experience of our service?

Very good	190
Good	39
Neither good nor poor	8
Poor	2
Very poor	8
Don't know	1

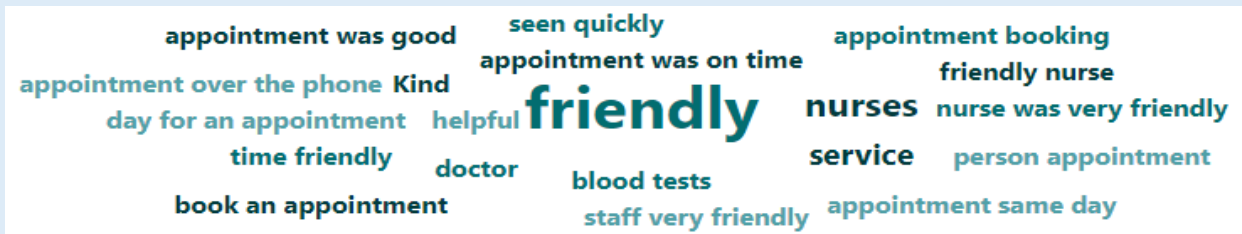
Total 248



2. Your Comments

Please can you tell us why you gave your answer?

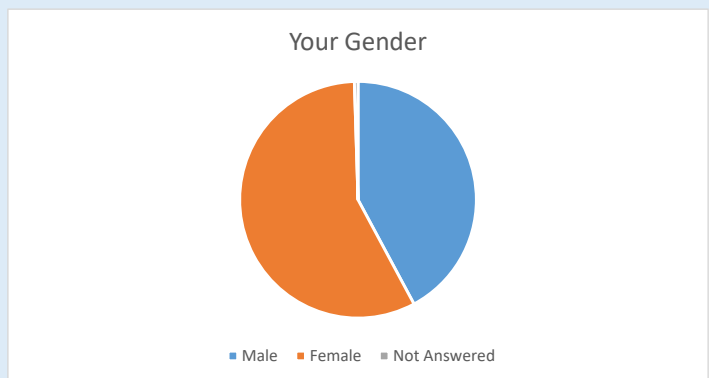
Please tell us about anything that we could have done better



3. Your Gender

Male	86
Female	117
Not Answered	1
No Data	44

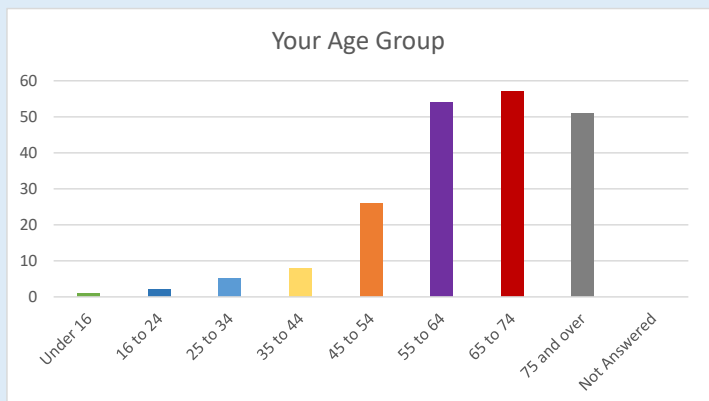
Total 248



4. Your Age Group

Under 16	1
16 to 24	2
25 to 34	5
35 to 44	8
45 to 54	26
55 to 64	54
65 to 74	57
75 and over	51
Not Answered	0
No Data	44

Total 248



5. Your Ethnicity

White British	189
White Other European	9
Black, Black/British	3
Chinese, Chinese/British	0
Not Answered	3
No Data	44
Total	248



6. Your Employment Status

Full Time Employment	51
Part Time Employment	35
Not Employed	10
Retired	108
Not Answered	0
No Data	44
Total	248



7. Your Preference

We may Publish	153
We may not publish	51
No Data	44
Total	248

